

Bryan, Texas Community Profile

Bryan, Texas

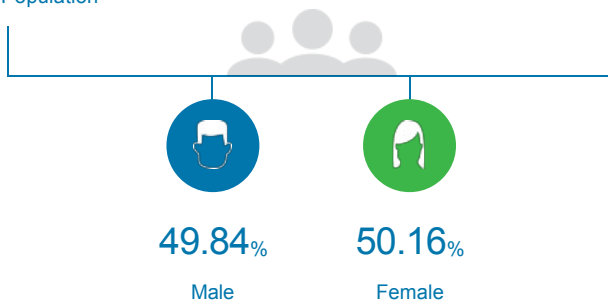
Community Profile

People

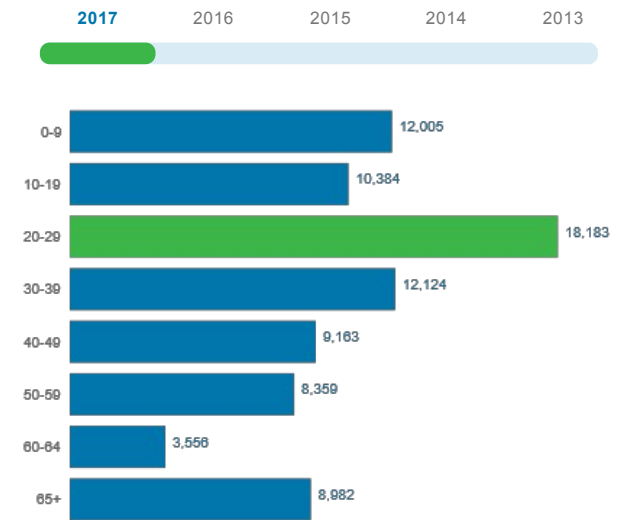
The total population of Bryan is 82,753. The median age is 29.6

82,753

Total Population



Age Distribution

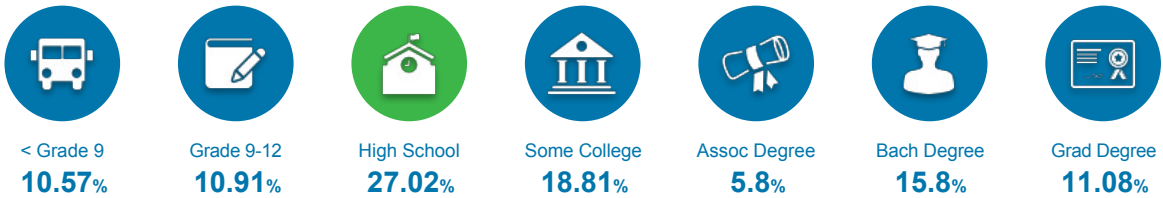


Median Age

30

Educational Attainment

The majority of the population in Bryan has a high school degree, and 32.68% have a college degree.



Labor Force



Bryan has a labor force of 43,340 people, with an unemployment rate of 2.4%.

43,340

Labor Force

2.4%

Unemployment Rate

▼ -25%

Unemployment Rate
Change (1 year)

Talent

Where are the top jobs by occupation?

Office and
Administrative
support



14.17%

5,191

Sales



11.77%

4,312

Executive,
Managers, and
Administrators



10.33%

3,784

Education,
Training/Library



6.86%

2,511

Production
Workers



6.82%

2,498

Total Employees

36,630



2017

2016

2015

2014

The work distribution of total employees in Bryan is:



37%

Blue Collar



62%

White Collar

Total Establishments

3,341



Businesses and Jobs

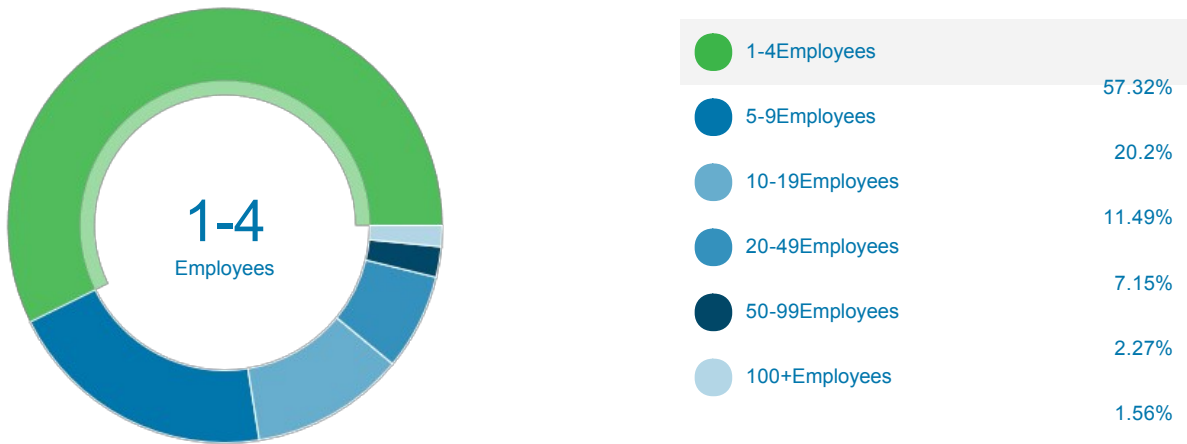


Bryan has a total of 3,341 businesses. In 2017, the leading industries in Bryan were Health Care and Social Services, Retail, Public Administration, and Education.

What are the top industries by jobs?



How many employees do businesses in Bryan have?



Income and Spending



Households in Bryan earn a median yearly income of \$45,209. 37.65% of the households earn more than the national average each year. Household expenditures average \$49,753 per year. The majority of earnings get spent on Shelter, Transportation, Food and Beverages, Health Care, and Utilities.

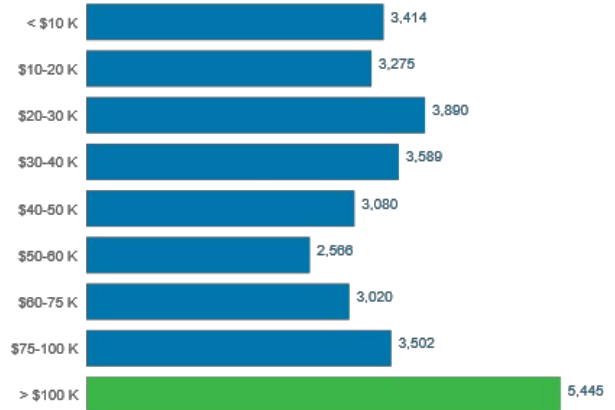


\$45,209

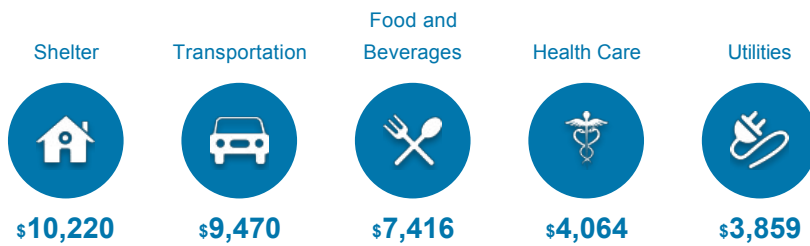
Median Household Income

2% more than the county
 24% less than the state
 24% less than the nation

Income Distribution



How do people spend most of their money?
 PER HOUSEHOLD



\$49,753

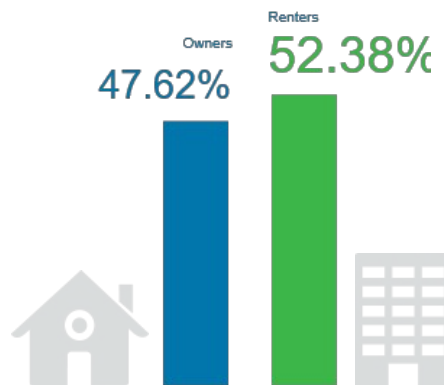
Median Household Expenditure

Housing



There are 10% more households who rent their homes than there are homeowners.

Owners vs. Renters



Transportation



Residents spend an average of 17 minutes commuting to work. Bryan is served by 13 airports within 50 miles. Rail can be accessed within the community. Interstates can be accessed 30 miles away.



17 min

Commute Travel Time



1 + 13 (+50 miles)

Airports in Community



30 miles

Distance to Interstate



Freight Rail

In Community

Taxes



Top State Corporate Income Tax

0%

Top State Corporate Capital Gains Tax

0%

Top State Personal Income Tax

0%

Top State Personal Capital Gains Tax

0%

State Sales Tax

6.25%